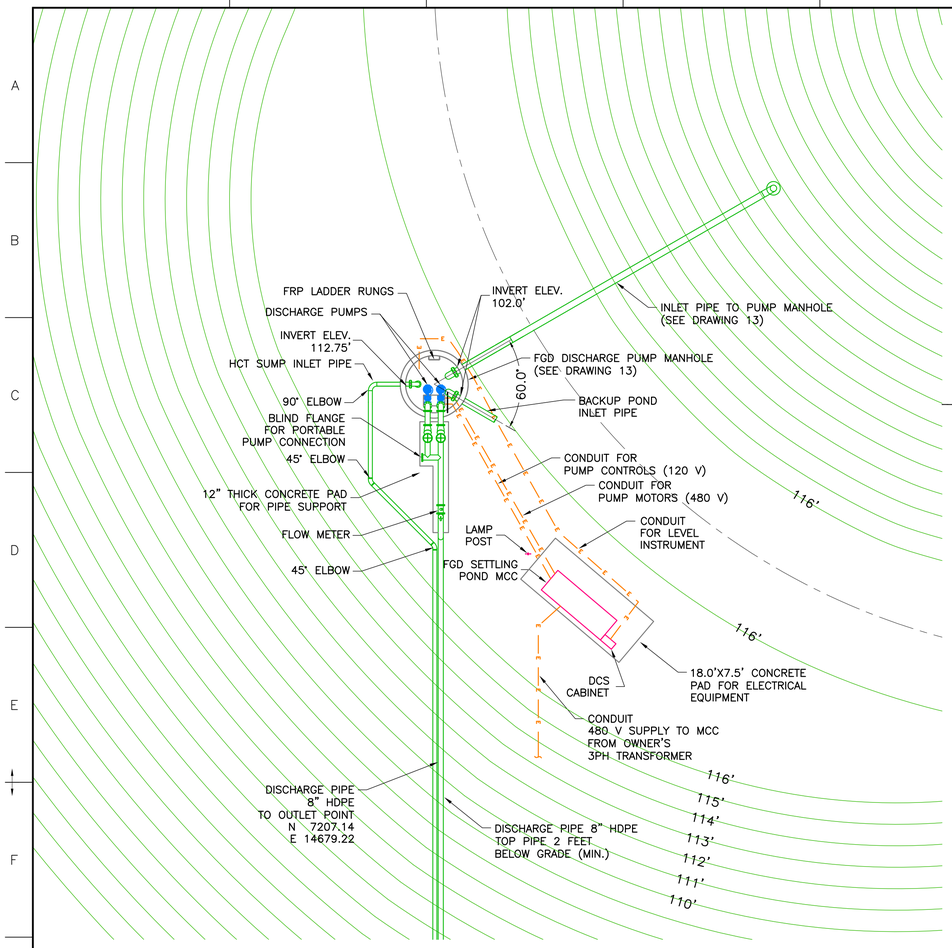

1/15 APPROXIMATE NEW ELECTRICAL SERVICE ROUTING

10 0 10 20
SCALE FEET

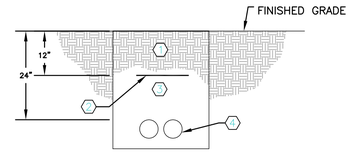

1. COMPACTED SUBGRADE AND BACKFILL POURED AND COMPACTED IN LAYERS. AT 95% (ASTM D698) IN 8" LIFTS TO 12" ABOVE TOP OF CONDUIT, ETC. MOISTURE CONTENT OF BACKFILL +5%, −1% OF OPTIMUM.
2. PLASTIC WARNING TAPE: RED 5 MIL WITH LABEL "WARNING – "ELECTRIC BELOW".
3. BEDDING BACKFILL ASTM C33 GRADATION NO. 67, REMAINING SELECT BACKFILL.
4. REFERENCE RACEWAY AND CONDUIT SCHEDULE FOR SIZE. BELOW GRADE CONDUIT TO BE SCH. 80 PVC.

2/15 SERVICE ENTRANCE CONDUIT AND WIRING DETAIL

NOT TO SCALE

NOTES

1.) FIELD VERIFY ALL DIMENSIONS, LOCATIONS, AND PLACEMENTS.

2.) FIELD VERIFY AMPERE DRAW, VOLTAGE RATING, AND CIRCUIT RATINGS AND FIELD COORDINATE AND PROVIDE FIXED CONNECTION TERMINATIONS, OR EQUIPMENT RECEPTACLES AND CORD–AND–PLUG CONNECTIONS, PER EQUIPMENT MANUFACTURERS' RECOMMENDATIONS FOR MANUFACTURER AND MODEL OF EQUIPMENT ACTUALLY PROVIDED.

3.) FIELD COORDINATE AND PROVIDE EQUIPMENT FEEDERS AND CIRCUITS WITH AMPACITY EQUAL, OR GREATER THAN, MINIMUM CIRCUIT AMPACITY (MCA) PER EQUIPMENT MANUFACTURERS' RECOMMENDATIONS FOR MANUFACTURER AND MODEL OF EQUIPMENT ACTUALLY PROVIDED.

4.) COMPLY WITH LOCAL, STATE, AND NATIONAL CODES, AND EDITION OF NATIONAL ELECTRICAL CODE (NEC).

5.) PROVIDE COPPER CONDUCTORS WITH THWN OR DUAL–RATED THWN/THHN INSULATION, UNLESS OTHERWISE NOTED.

6.) TEST AND DEMONSTRATE PROPER OPERATION.

REFERENCE

1.) HORIZONTAL AND VERTICAL DATUM SHOWN IS PLANT SPECIFIC.

2.) MOTOR CONTROL CENTER INFORMATION AS PROVIDED BY ENVIRONMENTAL PARTNERS CRYSTAL RIVER (EPCR) ON FEB. 22, 2009.

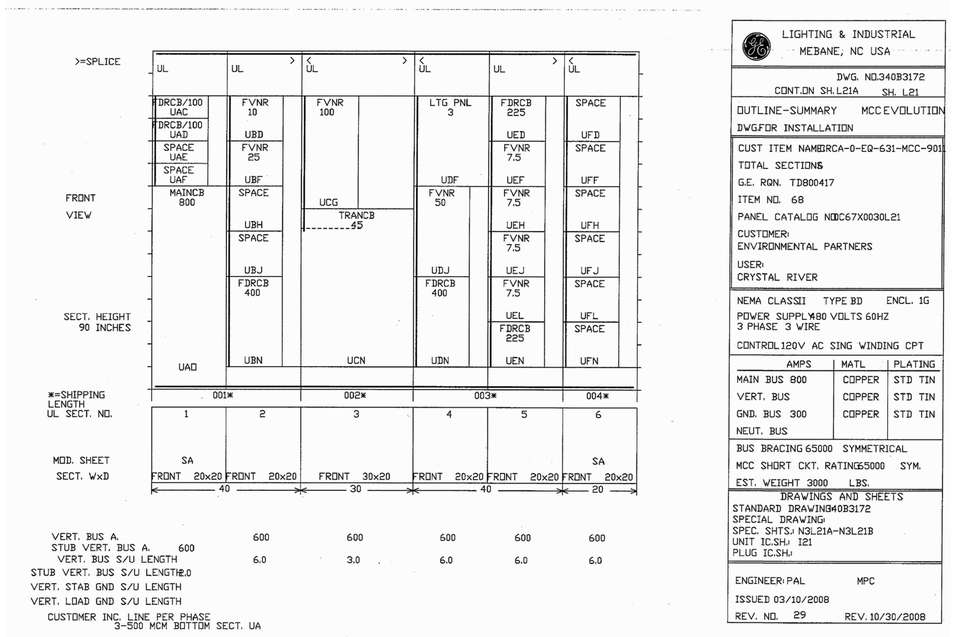

LIGHTING & INDUSTRIAL
MEBANE, NC USA

DWG. NO.340B3172
CONT.DN SH.L21A SH. L21

OUTLINE-SUMMARY MCC EVOLUTION
DWG.FOR INSTALLATION

CUST ITEM NAME:RCA-0-EQ-631-MCC-901
TOTAL SECTIONS
G.E. RQN. TD800417
ITEM NO. 68
PANEL CATALOG NO:C67X0030L21
CUSTOMER:
ENVIRONMENTAL PARTNERS
USER:
CRYSTAL RIVER

NEMA CLASS:II TYPE BD ENCL. 1G
POWER SUPPLY:480 VOLTS 60HZ
3 PHASE 3 WIRE
CONTROL:120V AC SING WINDING CPT

AMPS	MATL	PLATING
MAIN BUS 800	COPPER	STD TIN
VERT. BUS	COPPER	STD TIN
GND. BUS 300	COPPER	STD TIN
NEUT. BUS		

BUS BRACING 65000 SYMMETRICAL
MCC SHORT CKT. RATING:65000 SYM.
EST. WEIGHT 3000 LBS.

DRAWINGS AND SHEETS
STANDARD DRAWING:340B3172
SPECIAL DRAWING:
SPEC. SHTS.: N3L21A–N3L21B
UNIT IC.SH.: 121
PLUG IC.SH.:

ENGINEER: PAL MPC
ISSUED 03/10/2008
REV. NO. 29 REV. 10/30/2008

CONTRACTOR: GENERAL ELECTRIC
PROJECT NAME: CRYSTAL RIVER FGD/SCR
CONTRACT TITLE: MAJOR ELECT. EQUIP.
CONTRACT NO. 53310

3/15 MOTOR CONTROL CENTER INFORMATION

NOT TO SCALE

CLIENT REFERENCE COPY ONLY - NOT FOR AGENCY SUBMITTAL -

NOTES:

GOLDER CADD FILE No.: 09382538–C014

DWG NO.	REV.	TITLE
N/A		

DRAWING REFERENCES

REV.	DESCRIPTION	DRAWN	CHKD	APPRVD	DATE
0	ISSUED FOR PERMIT	PW	WDK	KBK	06/01/09

DRAWING REVISIONS

CONTRACTOR/VENDOR INFORMATION
Golder Associates
Jacksonville, Florida
THE ABOVE IS RESERVED FOR VENDOR'S LOGO, NAME, ADDRESS, TELEPHONE NUMBER AND ANY REQUIRED REFERENCE NUMBERS. ALL DRAWINGS TO BE PRODUCED IN AUTOCAD RELEASE 2000 OR LATER.

SEAL
KENNETH B. KARABLY LICENSE No. 42566 STATE OF FLORIDA PROFESSIONAL ENGINEER
THE ABOVE IS RESERVED FOR PROFESSIONAL ENGINEER SEAL USE INK – DO NOT EMBOSS

PROGRESS ENERGY FLORIDA, INC.
POWER OPERATIONS GROUP

FACILITY:	UNIT:	SYSTEM:
CRYSTAL RIVER	4 & 5	FGD
PROJECT NO: 093–82538	EC NO: 73328	W.O. NO:
SIZE: ARCH–D	SCALE: AS SHOWN	PLOT: 1=1

THIS DRAWING IS THE PROPERTY OF PROGRESS ENERGY FLORIDA, INC. AND IS NOT TO BE REPRODUCED OR USED FOR ANY PURPOSE EXCEPT AS SPECIFIED BY PROGRESS ENERGY FLORIDA, INC.

Progress Energy

TITLE: FGD BLOWDOWN POND ELECTRICAL SERVICE ROUTING AND DETAILS

SHT 15 OF 15 | DWG NO: 15 | REV: 0